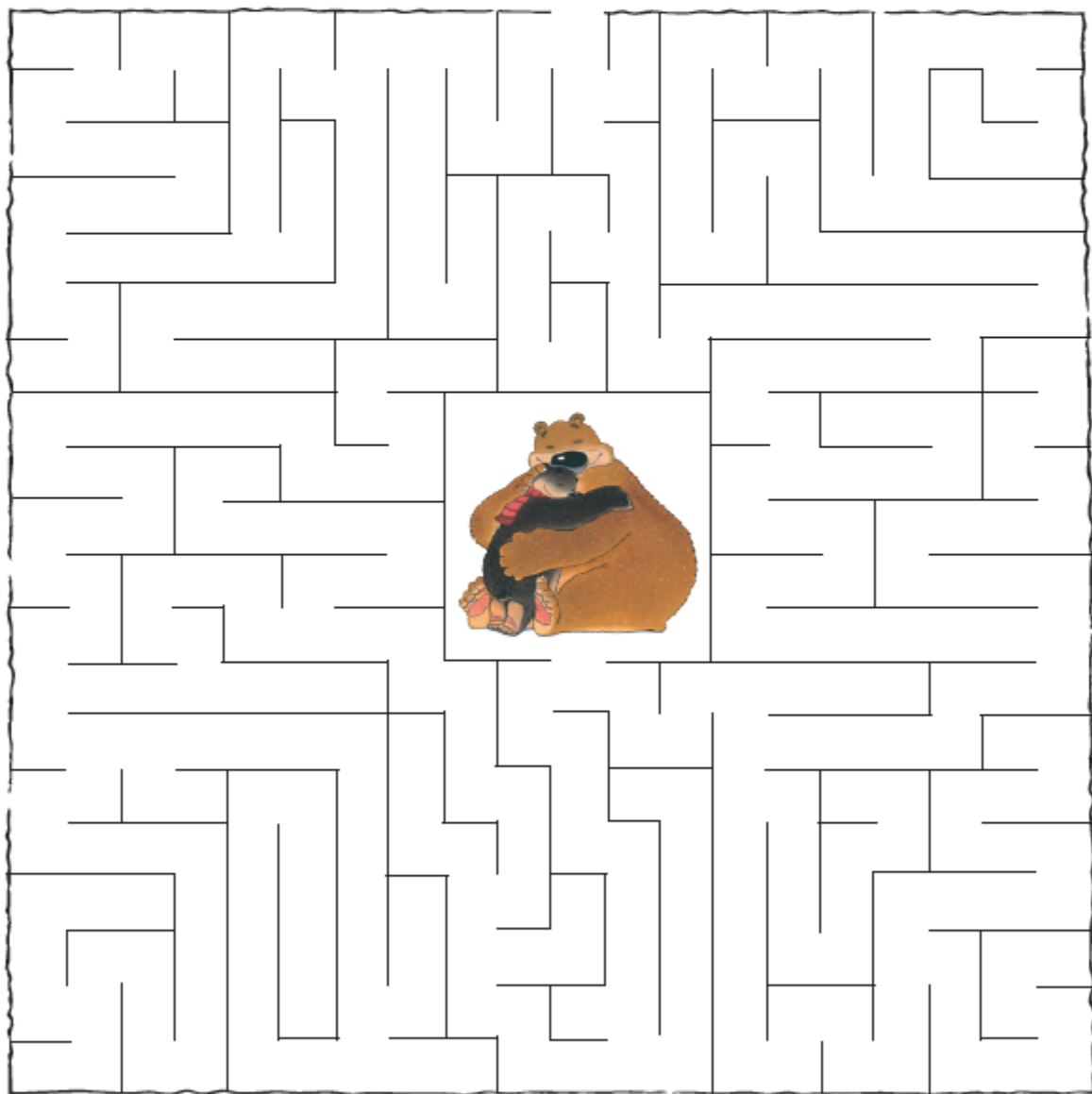


# HUGLESS DOUGLAS

THE BIG BEAR WITH THE BIG HEART



START




# HUGLESS DOUGLAS

THE BIG BEAR WITH THE BIG HEART




Sandwich Hug



Big Hug



Upside-Down Hug



Back-to-Front Hug

COLOUR IN!

COLOUR IN THE HUGS ABOVE, THEN DRAW YOUR OWN HUG

# HUGLESS DOUGLAS

THE BIG BEAR WITH THE BIG HEART

## HOW TO DRAW DOUGLAS

FOLLOW THE STEPS BELOW TO DRAW YOUR VERY OWN DOUGLAS

### STAGE 1:

EYES AND NOSE, EARS, FACE, SCARF

1



2



3



4



### STAGE 2:

ARMS AND HANDS

5



6



7



### STAGE 3:

BODY, TOES, FEET

8



9



10





## Hugless Douglas Event Plan

Duration: approx. 45 minutes

**Interactive Storytelling (5-10 minutes)** – read the first *Hugless Douglas* book  
Give Douglas plush to someone in the audience to cuddle while it's read – he likes to listen to stories as well (or get them to pass him around if not too disruptive)!  
Get children to join in when Douglas yawns, hugs things, blows his nose etc.

**Game: 'Douglas Says' (5 minutes)** – play as you would 'Simon Says,' but using a few different hugs from the back of the first book. E.g. "Douglas says: Come-and-get-it Hug!" and they have to put their arms out (NB if you just say, "Come-and-get-it Hug!" without saying "Douglas says," and they put their arms out, they're out!). Begin slowly, but build faster and faster.

**Activity: Drawing Douglas (10 minutes)** – use step-by-step sheets (person leading the event can demonstrate on a flipchart if they feel confident!)

**Interactive Storytelling (5-10 minutes)** – read *We Love You Hugless Douglas* book  
Get children to act out Douglas walking through long grass, bouncing on the trampoline etc.

**Game: 'Hug Statues' (5 minutes)** – play as you would 'Musical Statues,' but when the music stops, they have to freeze in hug poses!

**Activity: Colouring sheets & Maze sheets (10 minutes)** – hand out with colouring pens/pencils/crayons

\*Extra activities available to finish event, or for children to take home with them

\*Hugless Douglas stickers available for children to wear or take home with them

### **Extra materials needed:**

- *Hugless Douglas* books for storytelling (*Hugless Douglas* and *We Love You Hugless Douglas*)
- CD player/iPod dock to play music
- Colouring pens/pencils/crayons for activity sheets